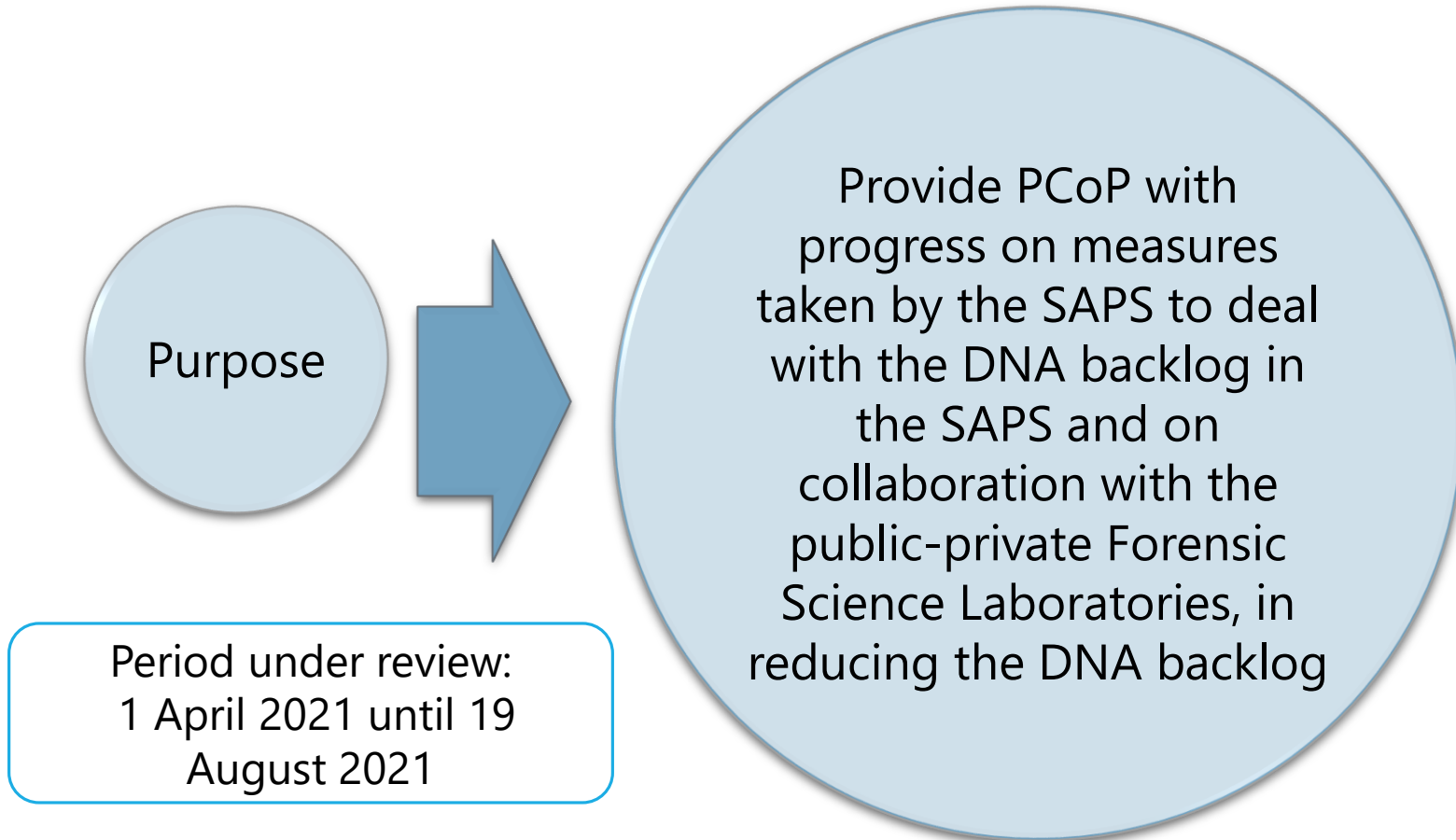




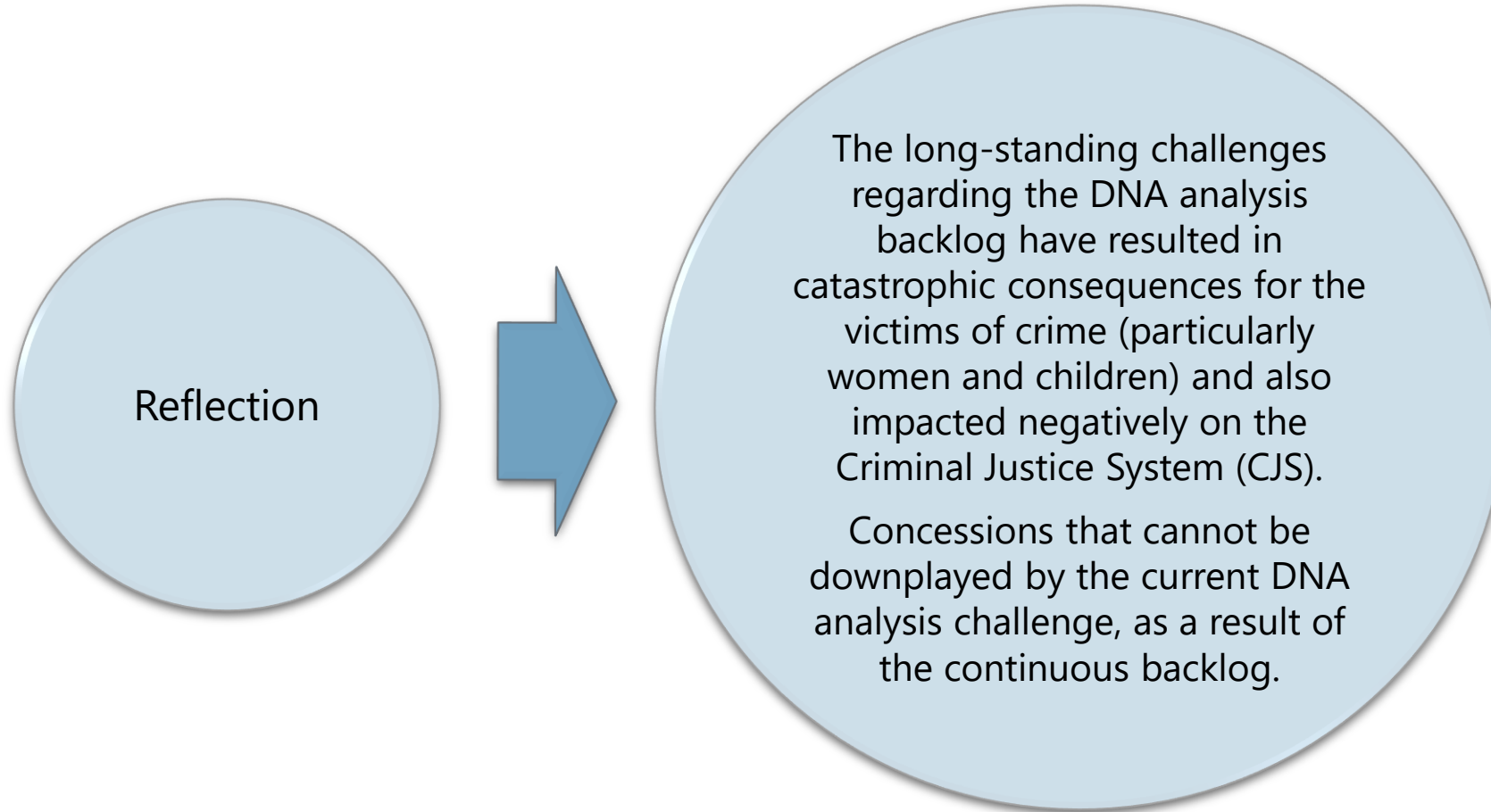
# Progress made in dealing with and the elimination of the DNA Analysis Backlog in the SAPS

Portfolio Committee  
on Police  
- 24 AUGUST 2021

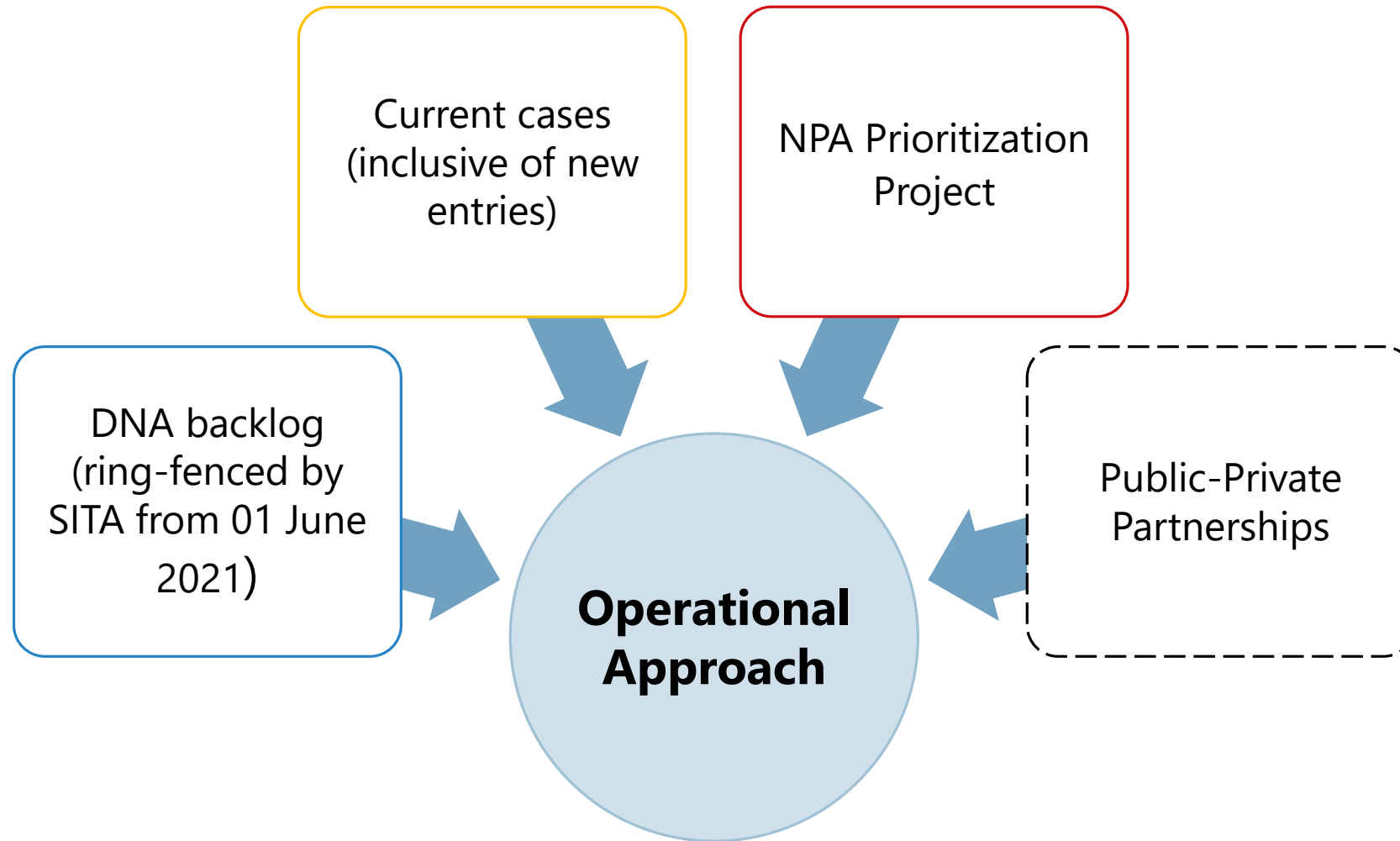
# Purpose



# Reflection



# Operational Approach

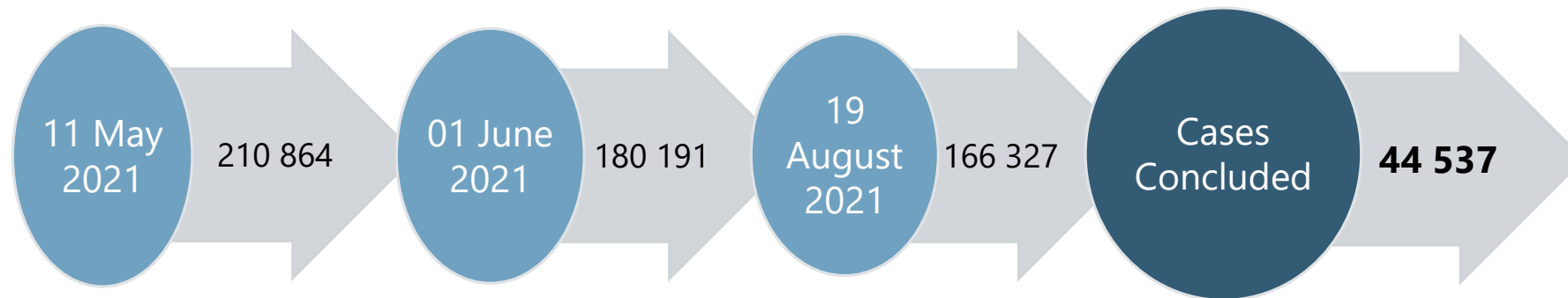


# National Biology – Total Entries

National Biology	Total Entries		
	Carry-over (Ring-fenced Initial Backlog)	National Reference Index (RI) Cases	National Biology Cases
Total	210 864	120 163	90 701

**Ministerial Cabinet Pronouncement on 11 May 2021**

# Backlog Timeline from 01 April 2021 to 19 August 2021

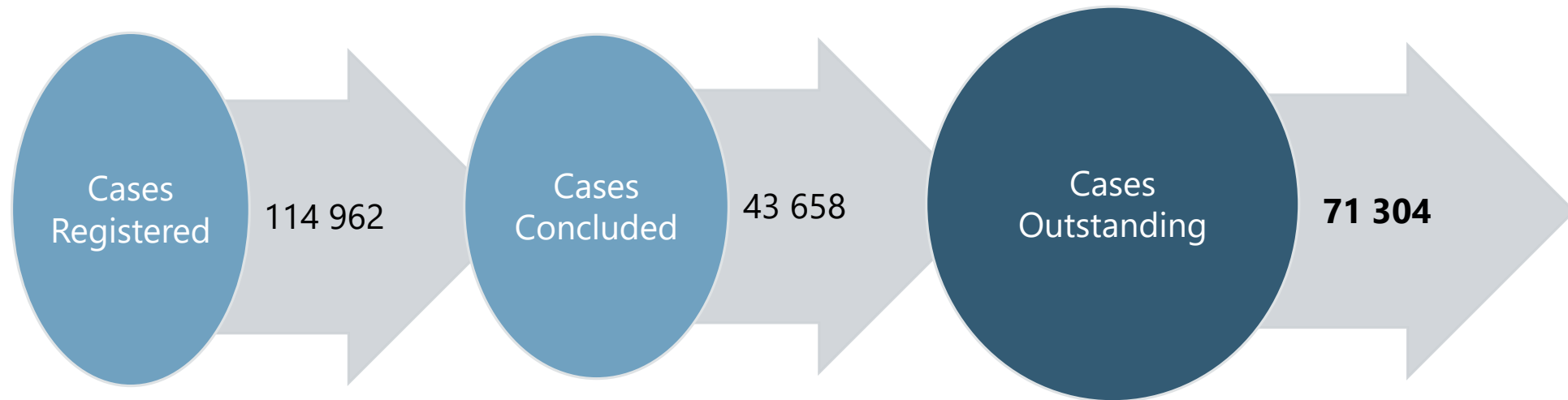


# Cases Registered on the Forensics Evidence Management System (New Entries)

Biology	EC	GP	KZN	WC	Total
Apr-21	1 396	18 218	604	5 662	25 880
May-21	3 954	13 573	3 836	13 516	34 879
Jun-21	1 783	11 786	1 695	9 107	24 371
Jul-21	1 984	13 984	1 138	3 334	20 440
Aug-21	87	7 142	766	1 397	9 392
Total	9 204	64 703	8039	33 016	114 962

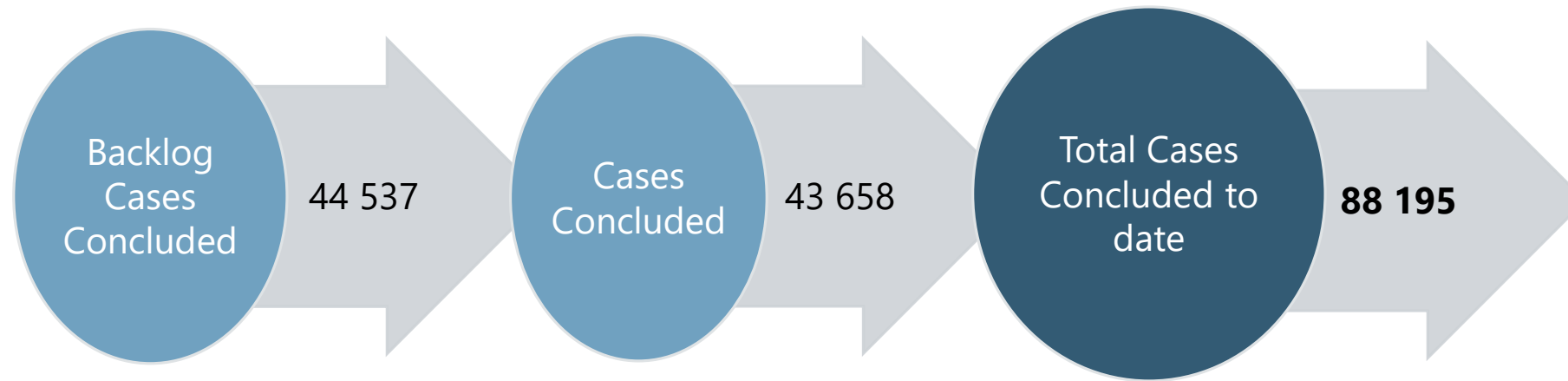


# New Entries from 01 April 2021 to 19 August 2021





# Total Cases Concluded from 01 April 2021 to 19 August 2021



# Summary of Entries and Progress Made

Outstanding Entries (from Ring-fenced)	Total Entries	New entries outstanding	Entries registered from 01 April 2021 to date	New entries finalised from 01 April 2021 to date
166 690	237 994	71 304	114 962	43 658

- From the 01 April 2021, to date there have been 114 962 new entries registered.
- 43 658 of the new entries have been completed, to date

Total Cases Concluded To Date:  
44 537 (ring-fenced backlog)  
43 658 (current entries)  
Total: 88 195

# Gender-Based Violence and Femicide (GBVF) Backlog

	Eastern Cape	Gauteng	Kwazulu-Natal	Western Cape	Total
DNA Evidence Recovery EC	4 164	-	-	-	4 164
DNA Analysis HO	-	30 316	-	-	30 316
DNA Analysis WC	-	-	-	7915	7 915
DNA KZN	-	-	4721	-	4 721
RI HO Sample Submission	-	23 011	-	-	23 011
RI WC Sample Submission	-	-	-	20 074	20 074
Biology	4 164	53 327	4 721	27 989	90 201



# Challenges and Solutions

Challenges	Solutions
→ Forensic Service approach to contract management /procurement.	<ul style="list-style-type: none"><li>• Diversified and focused contract management (per line item) approach (in-house).</li><li>• Stock availability factor (90%).</li><li>• 90% maintenance/servicing functionality availability factor.</li></ul>
→ COVID-19 challenges and their impact on Lab output.	<ul style="list-style-type: none"><li>• Members vaccinated.</li></ul>
→ Optimizing Laboratory Capacity.	<ul style="list-style-type: none"><li>• Public-Private Partnerships.</li><li>• Collaboration and the funding thereof.</li><li>• Re-enlistment of Analysts.</li><li>• Contract Employment for Forensic Experts.</li></ul>

# Solutions and Progress Made

Solutions	Progress Made
<ul style="list-style-type: none"><li>→ Diversified and focused contract management approach.</li><li>→ Maintenance and servicing of the machines (Crime Index lanes and Reference Index lanes) functionality availability factor (90%).</li><li>→ Stock availability factor (90%).</li></ul>	<ul style="list-style-type: none"><li>• 14 contracts active (8 contracts directly related to the DNA process).</li><li>• 6 contracts in process (bid evaluation).</li><li>• 31 items outstanding items for contract number 69 and contract number 79.</li></ul>
<ul style="list-style-type: none"><li>→ Vaccination of members.</li></ul>	<ul style="list-style-type: none"><li>• 193 members vaccinated, 144 outstanding (Pfizer).</li></ul>
<ul style="list-style-type: none"><li>→ Rotation/shift system.</li><li>→ Strict adherence to COVID-19 protocols.</li></ul>	<ul style="list-style-type: none"><li>• Shift system implemented.</li><li>• COVID-19 protocols adhered to.</li></ul>

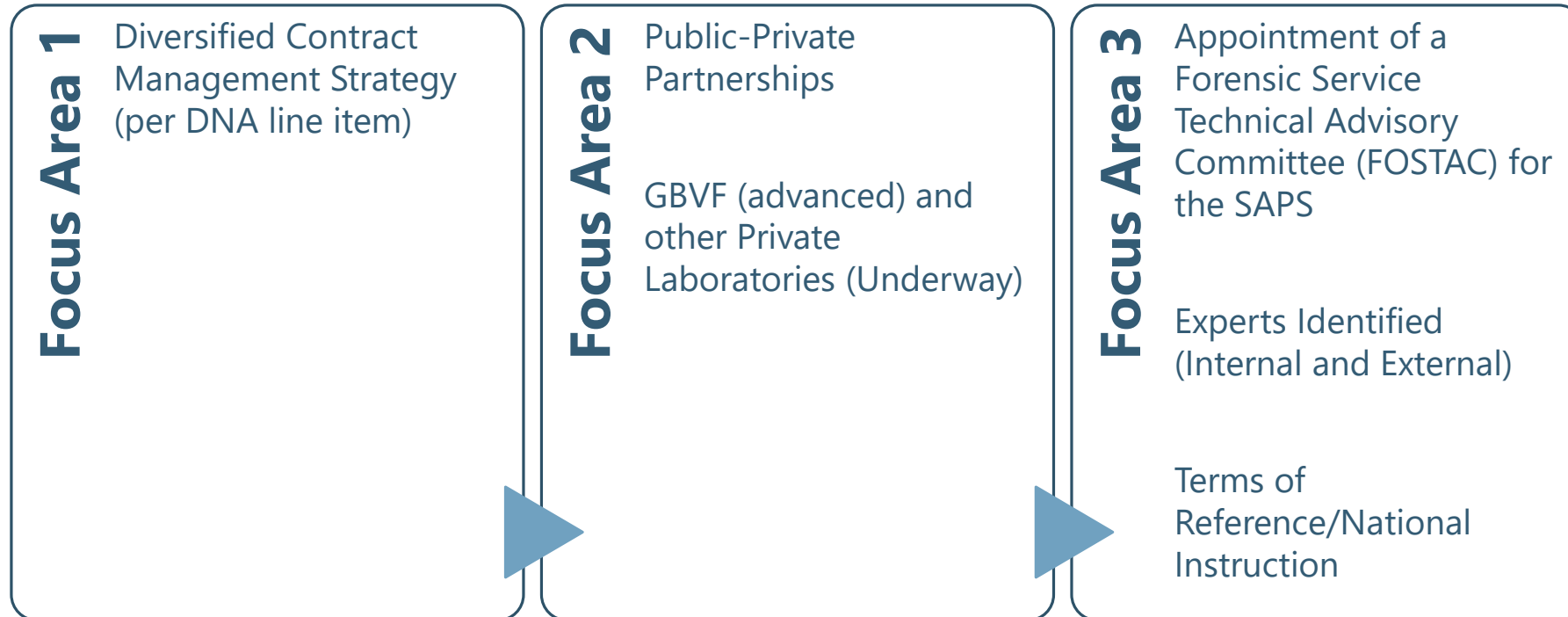
# Impact of COVID-19 on Optimal Performance

**Total number of SAPS buildings closed - 01 April 2021 to 12 August 2021**

1 136, with figures escalating during the 3<sup>rd</sup> wave

<b>Closure of Buildings: Impact</b>	<b>Special Leave (Quarantine/Isolation)</b>	<b>50% Rotation</b>
23 Days (Equivalent to a month and 3 Days)	619 Days (62 Members on Special Leave)	45 Days (Approximately 2 Months)

# DNA Analysis Backlog Reduction Program in the SAPS

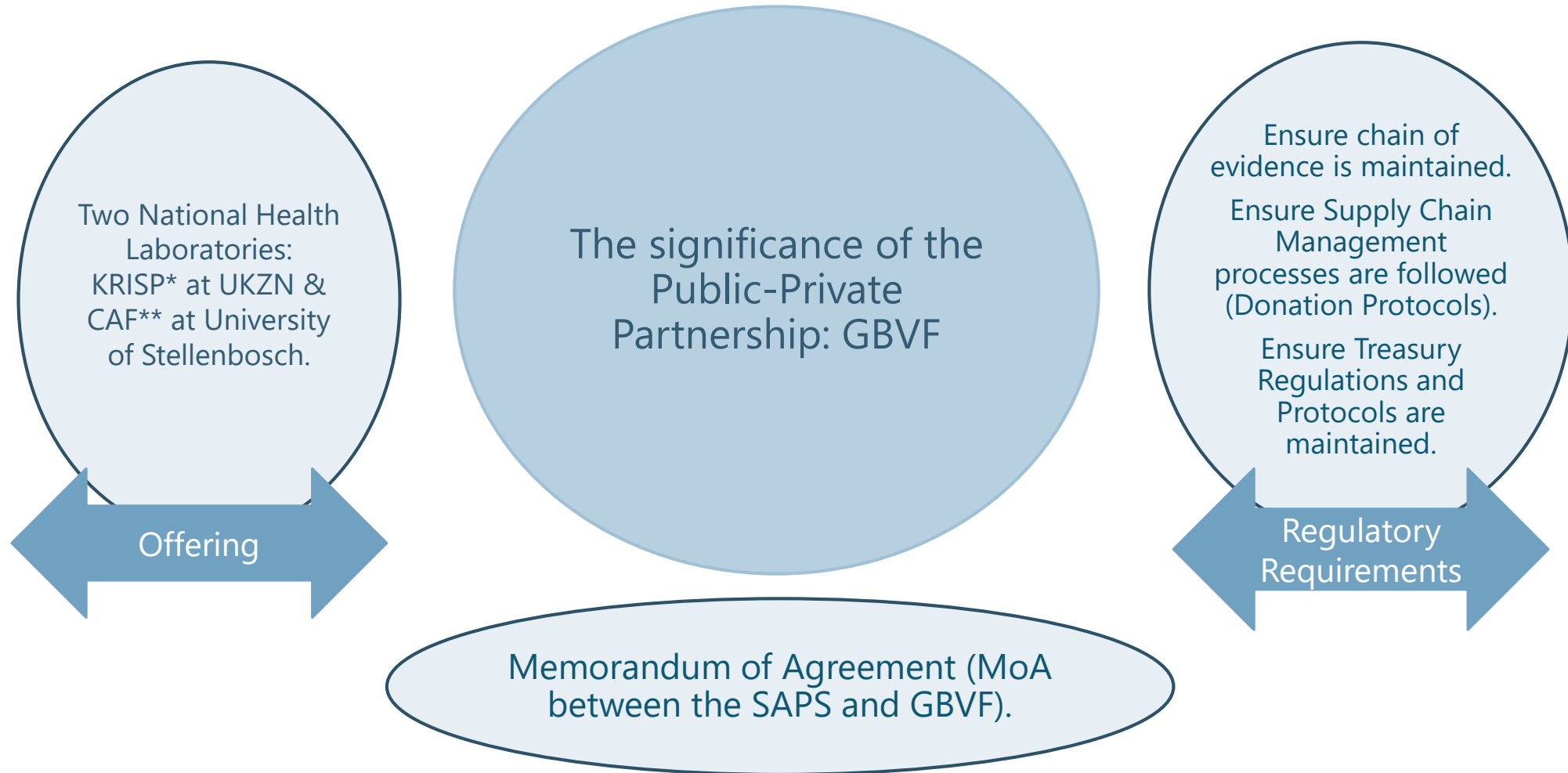


# Progress Made To Date

<b>Phase One:</b> Collaboration mechanism and legal requirements  - Concluded	<b>Phase Two:</b> Defined areas of focus and implementing specifications and modalities  - Concluded	<b>Phase Three:</b> Visit to the Labs Development of a Memorandum of Agreement  (includes the funding model and legal vetting thereof)	<b>Phase Four:</b> Development of a Project Plan and Implementation Plan	<b>Phase Five:</b> Implementation Phase  2021/10/01
--	---	--	---	--



# Forensic Science Laboratory Quality Management System



\*KRISP – KwaZulu-Natal Research, Innovation and Sequencing Platform.

\*\*CAF – Central Analytical Facility.

# Partnership Offerings and Focus Areas: DNA Processes

Laboratory infrastructure: accommodation, analysis instruments (laboratory equipment).

Funding assistance: consumables and reagents to be sourced by the GBVF.

Backlog cases to be costed per sample (calculations already done by the GBVF).

Specialised training for Forensic Analysts.

Acquisition of Continuous Data Protection (back-up technology), based on the published body of knowledge (journals/research).

Funding challenges for the SAPS: requirement for assistance.

# Operational Principles (Criminal Justice System Requirements)

Chain of evidence (custody) must be maintained.

Government prescribed procurement processes to be adhered to.

Ensure National Treasury Regulations and Protocols are maintained.

Division: Detective and Forensic Service's Quality Management System be maintained.

Memorandum of Agreement to be entered into.

Implementation and integrated resource management strategies to be developed, to guide the implementation and costing thereof.

# Visits to the Laboratory

16 August 2021 -  
KRISP University of KwaZulu-Natal, Durban.  
18 August 2021 -  
CAF Stellenbosch University.  
FSL Quality Management Report in process  
(compliance with ISO and FSL quality  
standards).

# Way Forward

New normal Operating Model System (COVID-19).

Disrupted Service Value Chain 50/50 impact on production.

Re-inventing ourselves, by embracing pandemic-driven change.

Proposed Forensic Operating Model to drive production.

Waiver of performance targets in view of the current challenges.

Production management for optimum output.



**THANK YOU** |